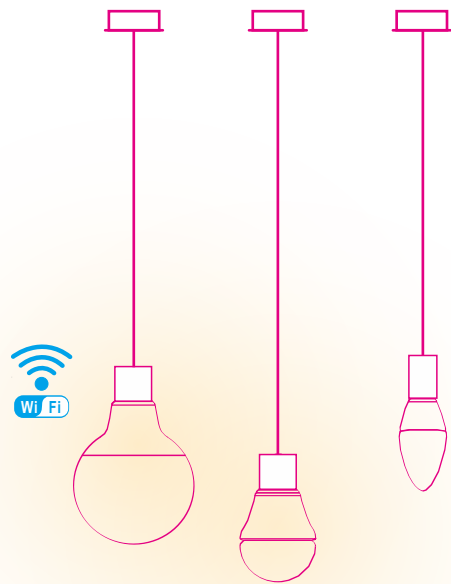
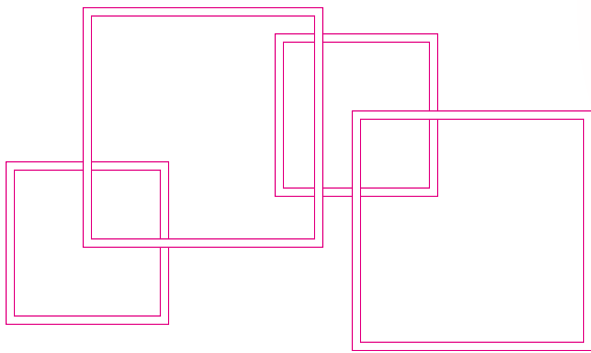


SMART


LIGHTING

 **Bluetooth™**
Mesh




ROOMLUX®
my light. my choice

V.01 2021



 **ZigBee®**





ABOUT US

Early since 1990's, Roomlux has engaged in the lighting industry. Starting from traditional incandescent bulb, halogen lamp, fluorescent tube, etc., it has been keeping close pace with development of science and new technology.

Through over 28 years dedication, Roomlux has built up professional teams and established long term strategy partnership with its carefully selected supply chain plants, most of which are front runners in specific category of products.

In year 2010, Roomlux invested and set up new R&D center and manufacturing base, with land area of 33,300sqm and floor area of 22,000sqm, focusing on research and development and aiming at providing the best LED lighting products.

Roomlux is now serving clients from more than 60 countries and supplying thousands of products covering residential, commercial, industrial and solar lighting, from normal electric bulbs to up-to-date high-tech lighting system.

Abiding by the philosophy of 'Customer First, Pursuit of Perfection', Roomlux has become a reputable name for its wide and comprehensive products collection, superior quality, competitive price and reliable service.

To bring brightness and happiness to every corner of the world, Roomlux shall devote itself to this will and would like to invite clients to join hands with us, to achieve glory and success together.



Sales office



Research and Development



Exhibition



Exhibition




Workshop




Workshop



Workshop



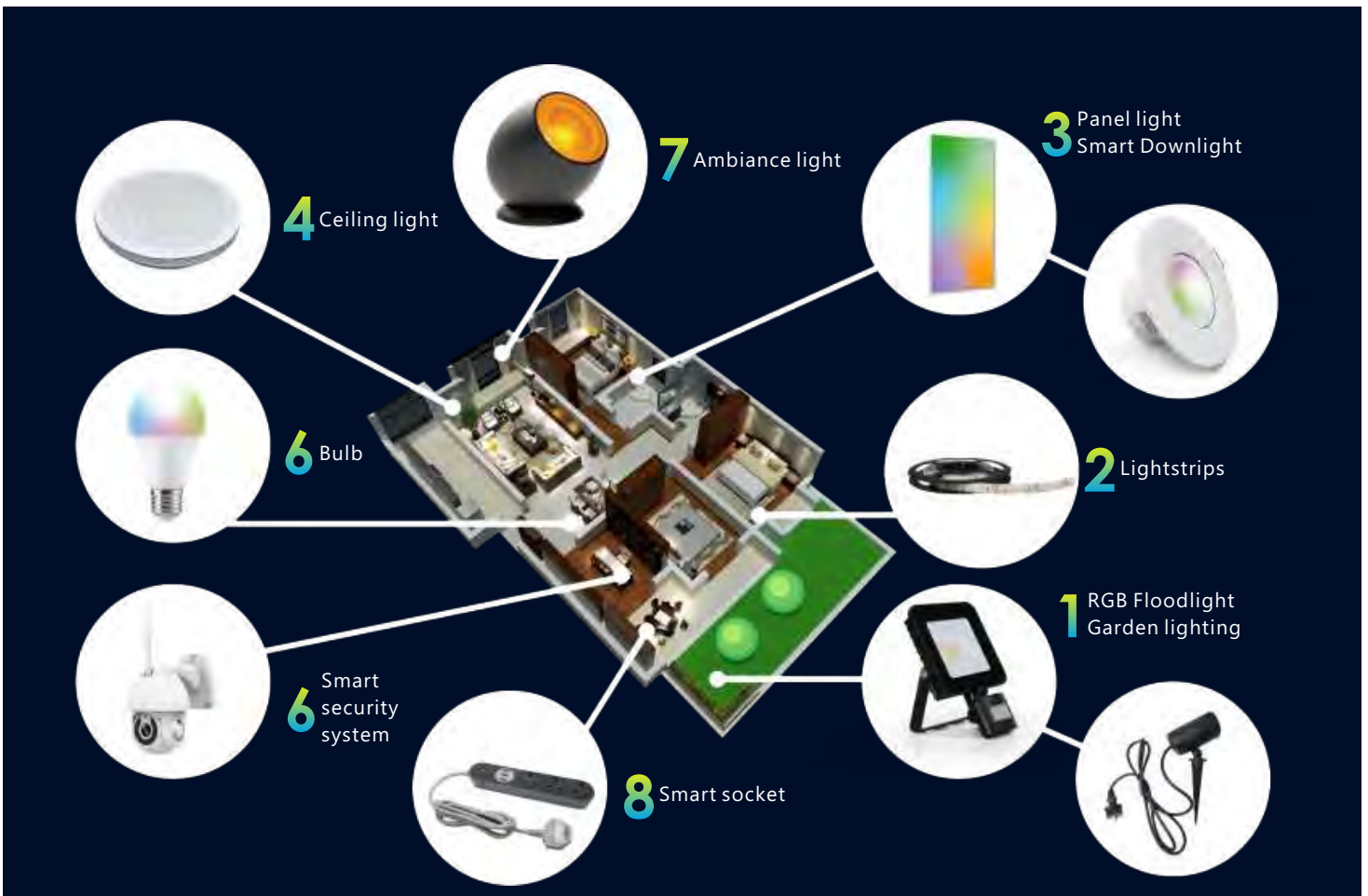

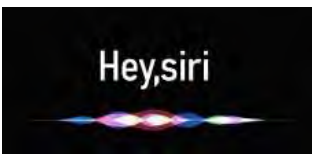
Aging Line



MEKA Electrics in -depth cooperation with Tuya smart e a global smart Platform, to upgrade the conventional electronic products to Smart products.

Lq wkh ixwxuh/ PHND Hohfwulfv zloo ixuwkhu h{soruh wkh Fxvwrphuvz qhng ri gliihuhqw markets and provide smart Products of unique design and high quality.

MEKA Electrics offers professional, prompt services prior to, during And after sales to provide customers with quality smart Products and services at affordable prices, to bring MEKA Electrics to Millions of businesses and households worldwide.



Smart control VOICE CONTROL



TMALL GENIE



Siri



works with
Google Assistant



amazon alexa

Remote Control : using free" smart life "App on phone to control from anywhere.

DIY scenes : 8 fixed scenes for an option or customize unique scenes by changing colors, color temperatures (2700K - 6500K), brightness (10% - 100%), etc.

Schedule & Timer : turn on/on automatically with preset time and control several bulbs in a group.

Easy Setup : built -in Wi -Fi module, connecting directly.

Voice Control : no hub required, compatible with Google Home and Amazon Alexa.

Excellent Heat Dissipation : aluminum and plastic material extended to 20,000H lifespan, CE approved.



Control




Wi -Fi /ZigBee
RGB+WW+CW



Wi -Fi /ZigBee
WW+CW

Wi -Fi /ZigBee
RGB+WW+CW

Wi -Fi
Zigbee
BLUETOOTH



BLUETOOTH
MESH



Induction apparatus



Microwave
Induction

Infrared
Sensors



Bluetooth Gateway

Micro -USB Power Supply
Easy Setup
Device+Gateway Kit Available

The Motion Detector Can
Turn On The Light Based
On Movement.
With This Detector Built In,
light Is Automatically On
When Needed And Off
When Not.

ROOMLUX

united corporation

Smart SMART LED BULB



- 📶 WiFi enabled, infinite control distance
- 🔊 ON/OFF/DIM/CCT adjustment (Dimmable via Wifi only, not for use with in-wall dimmer)
- 📱 Control your lights by APP/Voice (with Google Home or Amazon Echo)
- ✳️ Simple installation and service

* All information and data above are for reference only, subject to change or adjustment at ROOMLUX's option without prior notice.
 🌐 www.roomlux.com ✉ sales@roomlux.com 📞 (86)-551-6522 6000

ROOMLUX

united corporation

Smart

SMART 9 FUNCTIONS



B15515 - A60 9 FUNCTIONS

| | TRADITIONAL | VOLT | LUMENS | BEAM | CAP | CCT | Ra | EEL | DxH | LIFE |
|------------|-------------|----------|--------|------|---------|---------------------------|-----|-----|----------|---------|
| 7W | 50W | 120/230V | 500Lm | 200° | E27/B22 | 2700-6500K/RGB+2700-6500K | >80 | A+ | 60x116mm | 15,000H |
| 9W | 60W | 120/230V | 810Lm | 200° | E27/B22 | 2700-6500K/RGB+2700-6500K | >80 | A+ | 60x116mm | 15,000H |
| 11W | 75W | 120/230V | 1055Lm | 200° | E27/B22 | 2700-6500K/RGB+2700-6500K | >80 | A+ | 60x116mm | 15,000H |


* All information and data above are for reference only, subject to change or adjustment at ROOMLUX's option without prior notice.
 e www.roomlux.com ✉ sales@roomlux.com ☎ (86)-551-6522 6000

Smart

SMART 9 FUNCTIONS



B05570 - PAR16 9 FUNCTIONS



| | TRADITIONAL | VOLT | LUMENS | BEAM | CAP | CCT | DxDH | LIFE |
|----|-------------|----------|--------|------|------|----------------|---------|---------|
| 5W | 32W | 120/230V | 345Lm | 120° | GU10 | 2700-6500K | 50x55mm | 15,000H |
| 5W | 32W | 120/230V | 345Lm | 120° | GU10 | RGB+2700-6500K | 50x55mm | 15,000H |




B10570 - C37 9 FUNCTIONS



| | TRADITIONAL | VOLT | LUMENS | BEAM | CAP | CCT | DxDH | LIFE |
|----|-------------|----------|--------|------|---------|----------------|----------|---------|
| 5W | 40W | 120/230V | 400Lm | 200° | E14/E27 | 2700-6500K | 37x100mm | 15,000H |
| 5W | 40W | 120/230V | 400Lm | 200° | E14/E27 | RGB+2700-6500K | 37x100mm | 15,000H |



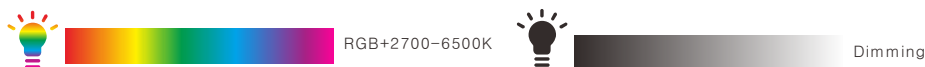
B11570 - G45 9 FUNCTIONS



| | TRADITIONAL | VOLT | LUMENS | BEAM | CAP | CCT | DxDH | LIFE |
|----|-------------|----------|--------|------|---------|----------------|---------|---------|
| 5W | 40W | 120/230V | 400Lm | 200° | E14/E27 | 2700-6500K | 45x80mm | 15,000H |
| 5W | 40W | 120/230V | 400Lm | 200° | E14/E27 | RGB+2700-6500K | 45x80mm | 15,000H |

Smart WIFI - 11 FUNCTIONS

- MIC Sync
- Customized+DIY Scenes
- Voice Control
- Color Picking
- Customized Group Control
- Family Sharing Access
- Music Sync
- Timer
- Mobile APP Control



- TRADITIONAL
- VOLT
- LUMENS
- BEAM
- CAP
- CCT
- Ra
- EEL
- DxH
- LIFE

1 B15516 - A60 WIFI 11 FUNCTIONS

| | | | | | | | | | | |
|----|-----|----------|-------|------|---------|---------------------------|-----|----|----------|---------|
| 7W | 50W | 100-265V | 600Lm | 200° | E27/B22 | 2700-6500K/RGB+2700-6500K | >80 | A+ | 60x116mm | 15,000H |
| 9W | 60W | 100-265V | 800Lm | 200° | E27/B22 | 2700-6500K/RGB+2700-6500K | >80 | A+ | 60x116mm | 15,000H |

2 B16516 - A70 WIFI 11 FUNCTIONS

| | | | | | | | | | | |
|----|-----|----------|-------|------|---------|---------------------------|-----|----|----------|---------|
| 9W | 60W | 100-265V | 800Lm | 200° | E27/B22 | 2700-6500K/RGB+2700-6500K | >80 | A+ | 70x130mm | 15,000H |
|----|-----|----------|-------|------|---------|---------------------------|-----|----|----------|---------|

3 B32516 - R95 WIFI 11 FUNCTIONS

| | | | | | | | | | | |
|-----|-----|----------|-------|------|-----|---------------------------|-----|----|----------|---------|
| 11W | 70W | 100-265V | 900Lm | 200° | E27 | 2700-6500K/RGB+2700-6500K | >80 | A+ | 95x135mm | 15,000H |
|-----|-----|----------|-------|------|-----|---------------------------|-----|----|----------|---------|

ROOMLUX





united corporation

Smart

BLUETOOTH LED BULB



 **Bluetooth™**
Mesh

-  New Generation Bluetooth Mesh Technology
-  ON/OFF/DIM/CCT adjustment
(Dimmable via Bluetooth only,
not for use with in-wall dimmer)
-  Control your lights by APP
-  Simple installation and service













Smart

BLUETOOTH - 11 FUNCTIONS



B15512 - A60 BLUETOOTH 11 FUNCTIONS

| |  TRADITIONAL |  VOLT |  LUMENS |  BEAM |  CAP |  CCT |  Ra |  EEL |  DxH |  LIFE |
|-----|---|--|--|--|---|---|--|---|---|--|
| 5W | 25W | 100-265V | 350Lm | 200° | E27/B22 | 2700-6500K/RGB+2700-6500K | >80 | A+ | 60x116mm | 15,000H |
| 7W | 40W | 100-265V | 500Lm | 200° | E27/B22 | 2700-6500K/RGB+2700-6500K | >80 | A+ | 60x116mm | 15,000H |
| 9W | 60W | 100-265V | 810Lm | 200° | E27/B22 | 2700-6500K/RGB+2700-6500K | >80 | A+ | 60x116mm | 15,000H |
| 11W | 75W | 100-265V | 1050Lm | 200° | E27/B22 | 2700-6500K/RGB+2700-6500K | >80 | A+ | 60x116mm | 15,000H |

Filament Bulb


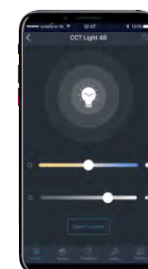
WIFI A60/G80/G95/G125



Dimming



2200-6500K



- WIFI enabled, infinite control distance
- ON/OFF/DIM/CCT adjustment
- Control your lights by APP
- Simple installation and service

A60 G80 G95 G125 OPAL FILAMENT

| | TRADITIONAL | VOLT | LUMENS | BEAM | CAP | CCT | Ra | EEL | DxH | LIFE |
|----------------|-------------|----------|--------|------|---------|------------|-----|-----|-----------|---------|
| B70271-A60-4W | 40W | 120/230V | 400Lm | 360° | E27/B22 | 2200-6500K | >80 | A+ | 60x108mm | 15,000H |
| B70272-G80-4W | 40W | 120/230V | 400Lm | 360° | E27/B22 | 2200-6500K | >80 | A+ | 80x120mm | 15,000H |
| B70273-G95-4W | 40W | 120/230V | 400Lm | 360° | E27/B22 | 2200-6500K | >80 | A+ | 95x135mm | 15,000H |
| B70274-G125-4W | 40W | 120/230V | 400Lm | 360° | E27/B22 | 2200-6500K | >80 | A+ | 125x175mm | 15,000H |

Filament Bulb


BLUETOOTH A60



- LED Filament Bulb Bluetooth Control.
- Bluetooth Smart Technology, No Additional Device Required.
- ON/OFF/DIM/CCT Adjustment.
- Control Your Lights by APP.
- Effective Distance 5-10m.



B70250 - A60 OPAL FILAMENT



| TRADITIONAL | VOLT | LUMENS | BEAM | CAP | CCT | Ra | EEL | DxH | LIFE | |
|-------------|------|----------|-----------|------|---------|------------|-----|-----|----------|---------|
| 4W | 40W | 120/230V | 380-440Lm | 360° | E27/B22 | 1800-6500K | >80 | A+ | 60x108mm | 15,000H |

* All information and data above are for reference only, subject to change or adjustment at ROOMLUX's option without prior notice.
 e www.roomlux.com ✉ sales@roomlux.com ☎ (86)-551-6522 6000

ROOMLUX

united corporation

> 0.6M
> 1.2M

Tube T8 BLUETOOTH



- Bluetooth Mesh
- Customized Group Control
- Family Sharing Access
- 0-100% Dimming
- Timer
- RGB+2700-6500K
- Remote Control
- Customized+DIY Scenes

B25305 - T8 BLUETOOTH CONTROL T8 LED TUBE (CCT & BRIGHTNESS CONTROL)

| | VOLT | LUMENS | BEAM | CAP | CCT | Ra | EEL | ØxL | LIFE |
|----------|----------|--------|------|-----|------------------------|-----|-----|-----------|---------|
| 0.6M 9W | 120/230V | 900Lm | 300° | G13 | 3000-6500K(Adjustable) | >80 | A+ | 26x590mm | 15,000H |
| 1.2M 18W | 120/230V | 1800Lm | 300° | G13 | 3000-6500K(Adjustable) | >80 | A+ | 26x1199mm | 15,000H |

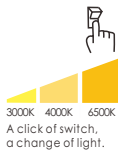
* All information and data above are for reference only, subject to change or adjustment at ROOMLUX's option without prior notice.
 e www.roomlux.com ✉ sales@roomlux.com ☎ (86)-551-6522 6000

Tube T8 SCENE SWITCH



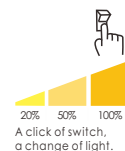

Smart Tube
Smart Life
ROOMLUX'S LED Tube

B25540 T8 3-IN-1 CCT CHANGE












- Switch Control, Chips Programmed, CCT Controllable
- Support 3000K | 4000K | 6500K
3 Color Temperatures

B25545 T8 3-IN-1 DIMMING



- Switch Control support 20% | 50% | 100%
3 level of brightness without dimmer.
- Create the different brightness for Eye Protection.
- Suitable for commercial, office usage.

| |  VOLT |  LUMENS |  BEAM |  CAP |  CCT |  Ra |  EEL |  ØxL |  LIFE |
|----------|--|--|--|---|---|---|---|---|--|
| 0.6M 9W | 120/230V | 900Lm | 300° | G13 | 3000 - 6500K | >80 | A+ | 26x590mm | 15,000H |
| 1.2M 18W | 120/230V | 1800Lm | 300° | G13 | 3000 - 6500K | >80 | A+ | 26x1199mm | 15,000H |

Decorative

SMART FLEXIBLE STRIP /

Supports Third-Party Voice Control

App remote control 16 million color display

- Dimmable
- Smart Control
- CCT+Colour Control
- Complete Range

A flexible addition to any lighting setup that melds lighting into creative shapes and forms onto almost any surface. The Wi-fi strip 3-in-1 kit we offer comes with a power adapter, a Wi-fi strip controller and a led strip.



Warm and cold light adjustment



16 million colors choose



Time on/off



Smart control



Voice control



Color scene selection



Available for indoors and outdoors



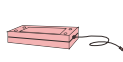
VOLT



LUMENS/M



BEAM



DRIVER



CCT



IP GRADE



WATT/5M



M/ROLL



LIFE



1 B22300 - WW+CW SMART STRIP

| | | | | | | | | | |
|------------------------------------|----------|--------|------|----------------|-------------------|------|----------|----|---------|
| SMD2835 60PCS | DC12/24V | 500Lm | 120° | Adapter 12V 2A | 3000K/4000K/6400K | IP65 | 16W/M±1W | 5M | 25,000H |
| SMD2835 120PCS | DC12/24V | 1000Lm | 120° | Adapter 12V 2A | 3000K/4000K/6400K | IP65 | 24W/M±1W | 5M | 25,000H |
| SMD2835 WW 30PCS+ SMD2835 CW 30PCS | DC12/24V | 500Lm | 120° | Adapter 12V 2A | 3000K/4000K/6400K | IP65 | 16W/M±1W | 5M | 25,000H |
| SMD2835 WW 60PCS+ SMD2835 CW 60PCS | DC12/24V | 1000Lm | 120° | Adapter 12V 2A | 3000K/4000K/6400K | IP65 | 24W/M±1W | 5M | 25,000H |

2 B22335 - RGB SMART STRIP

| | | | | | | | | | |
|---|-------|--------|------|---------------------------------|-----------|------|----------|----|---------|
| 5050RGB 30PCS | DC12V | 200Lm | 120° | Adapter 12V 2A | RGB | IP65 | 28W/M±1W | 5M | 25,000H |
| 5050RGB 60PCS | DC12V | 400Lm | 120° | Adapter 12V 2A | RGB | IP65 | 28W/M±1W | 5M | 25,000H |
| 5050RGB 30PCS+ 2835WW 30PCS | DC12V | 500Lm | 120° | Adapter 12V 2A+ Wifi Controller | RGB+WW | IP65 | 28W/M±1W | 5M | 25,000H |
| 5050RGB 18PCS+2835WW 18PCS+2835CW 18PCS | DC12V | 800Lm | 120° | Adapter 12V 2A+ Wifi Controller | RGB+WW+CW | IP65 | 28W/M±1W | 5M | 25,000H |
| 5050RGB 30PCS+2835WW 30PCS+2835CW 30PCS | DC12V | 1200Lm | 120° | Adapter 12V 2A+ Wifi Controller | RGB+WW+CW | IP65 | 28W/M±1W | 5M | 25,000H |

Indoor Luminaires SMART CEILING LIGHT



Warm and cold light adjustment



16 million colors choose



Time on/off



Smart control



Voice control



Color scene selection



Available for indoors and outdoors



A flexible addition to any lighting setup that melds lighting into creative shapes and forms onto almost any surface. The Wi-fi strip 3-in-1 kit we offer comes with a power adapter, a Wi-fi strip controller and a led strip.

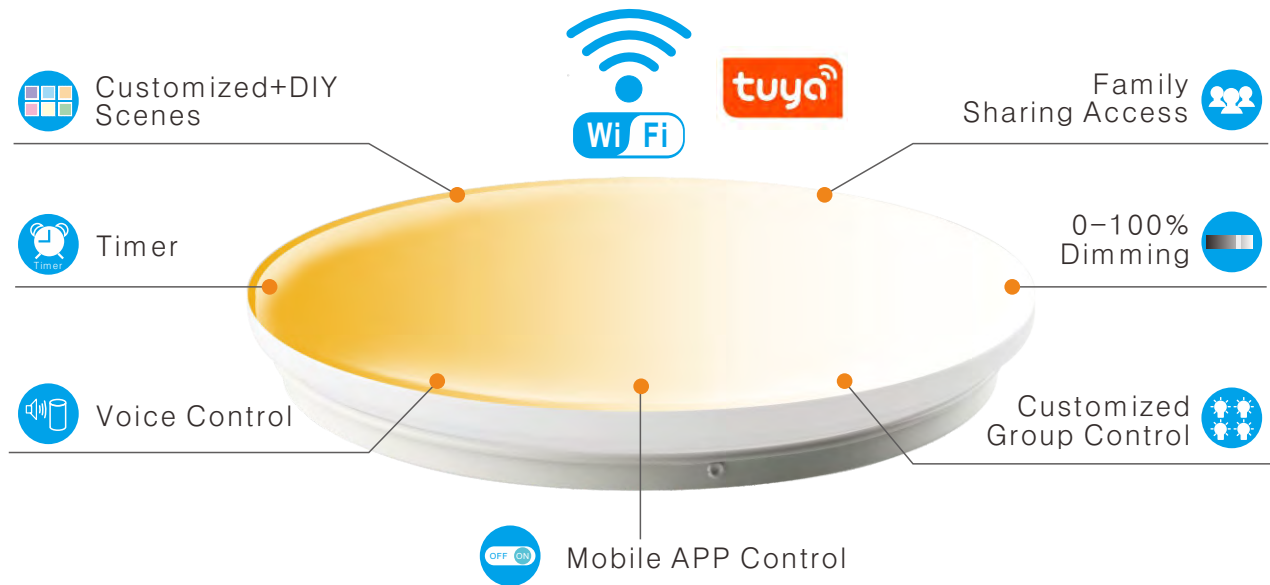
B27355 - WIFI 9 FUNCTIONS



| | VOLT | LUMENS | BEAM | CCT | Ra | EEL | FINISH | ØxH | LIFE |
|------|----------|--------|------|-------------|-----|-----|--------------|----------|---------|
| 1.2W | 120/230V | 960Lm | 120° | RGB+CCT/CCT | >80 | A+ | Round/Starry | 255x55mm | 25,000H |
| 1.8W | 120/230V | 1440Lm | 120° | RGB+CCT/CCT | >80 | A+ | Round/Starry | 310x55mm | 25,000H |
| 2.4W | 120/230V | 1920Lm | 120° | RGB+CCT/CCT | >80 | A+ | Round/Starry | 350x55mm | 25,000H |

Indoor Luminaires

SMART CEILING LIGHT



B27356 - WIFI 9 FUNCTIONS

IP20 NON-DIM

| | VOLT | LUMENS | BEAM | CCT | Ra | EEL | FINISH | ØxH | LIFE |
|-----|----------|--------|------|------------|-----|-----|--------------|------------|---------|
| 36W | 120/230V | 2880Lm | 120° | 2700-6500K | >80 | A+ | Round/Starry | 565x65mm | 25,000H |
| 40W | 120/230V | 3200Lm | 120° | 2700-6500K | >80 | A+ | Round/Starry | 615x75mm | 25,000H |
| 60W | 120/230V | 4800Lm | 120° | 2700-6500K | >80 | A+ | Round/Starry | 670x75mm | 25,000H |
| 72W | 120/230V | 5800Lm | 120° | 2700-6500K | >80 | A+ | Round/Starry | 830x85mm | 25,000H |
| 80W | 120/230V | 6000Lm | 120° | 2700-6500K | >80 | A+ | Round/Starry | 1080x125mm | 25,000H |

Indoor Luminaires

BLUETOOTH DOWNLIGHT



- ⌘ New Generation Bluetooth Mesh Technology
- ⊖ ON/OFF/DIM/CCT adjustment (Dimmable via Bluetooth only, not for use with in-wall dimmer)
- 📱 Control your lights by APP
- ⚙️ Simple installation and service



B27780 - ALU. HOUSING + PC DIFFUSER


| | VOLT | LUMENS | BEAM | CCT | Ra | EEL | FINISH | IP GRADE | ØxH | CUTOUT | LIFE |
|---------|----------|--------|------|---------|-----|-----|------------|----------|----------|--------|---------|
| 2.5" 5W | 120/230V | 350Lm | 100° | RGB+CCT | >80 | A+ | Matt White | IP20 | 109x43mm | 75mm | 25,000H |
| 3.5" 9W | 120/230V | 700Lm | 100° | RGB+CCT | >80 | A+ | Matt White | IP20 | 120x45mm | 95mm | 25,000H |

ROOMLUX

united corporation

Indoor Luminaires

SMART PANEL LIGHT



- RGB+2700-6500K 16M Colors
- Customized+DIY Scenes
- Dimming
- Customized Group Control
- Family Sharing Access
- RGB
- Timer
- Mobile APP Control
- Voice Control

1 B29706 - RECESSED MOUNT 2 B29721 - SURFACE MOUNT



| | VOLT | LUMENS | BEAM | CCT | Ra | EEL | IP GRADE | ØxH | CUTOUT | LIFE |
|-----|----------|--------|------|-------------|-----|-----|----------|---------------------|--------|---------|
| 18W | 120/230V | 1260Lm | 120° | RGB+CCT/CCT | >80 | A+ | IP20 | 225x13mm / 225x30mm | 180mm | 25,000H |
| 24W | 120/230V | 1680Lm | 120° | RGB+CCT/CCT | >80 | A+ | IP20 | 300x13mm / 300x30mm | 278mm | 25,000H |

3 B29716 - RECESSED MOUNT 4 B29726 - SURFACE MOUNT



| | VOLT | LUMENS | BEAM | CCT | Ra | EEL | IP GRADE | LxWxH | CUTOUT | LIFE |
|-----|----------|--------|------|-------------|-----|-----|----------|-----------------------------|-----------|---------|
| 18W | 120/230V | 1260Lm | 120° | RGB+CCT/CCT | >80 | A+ | IP20 | 225x225x13mm / 225x225x30mm | 176x176mm | 25,000H |
| 24W | 120/230V | 1680Lm | 120° | RGB+CCT/CCT | >80 | A+ | IP20 | 300x300x13mm / 300x300x30mm | 204x204mm | 25,000H |

* All information and data above are for reference only, subject to change or adjustment at ROOMLUX's option without prior notice.
 e www.roomlux.com sales@roomlux.com (86)-551-6522 6000

Indoor Luminaires

SMART PANEL LIGHT



- Both Silver and White frame are available.
- UGR <22 or UGR <19 at option.
- High quality PMMA LGP, no yellowing problem.
- Lifud or other branded driver are available.



B29717 - RECESSED MOUNT

| | VOLT | LUMENS | BEAM | CCT | Ra | EEL | IP GRADE | LxWxH | LIFE |
|-----|----------|--------|------|-------------|-----|-----|----------|------------------------------------|---------|
| 24W | 120/230V | 1920Lm | 120° | RGB+CCT/CCT | >80 | A+ | IP20 | 300x300x10/450x450x10mm | 25,000H |
| 36W | 120/230V | 2880Lm | 120° | RGB+CCT/CCT | >80 | A+ | IP20 | 450x450x10/600x600x10/620x620x10mm | 25,000H |
| 48W | 120/230V | 3840Lm | 120° | RGB+CCT/CCT | >80 | A+ | IP20 | 600x600x10/620x620x10mm | 25,000H |



B29718 - RECESSED MOUNT

| | VOLT | LUMENS | BEAM | CCT | Ra | EEL | IP GRADE | LxWxH | LIFE |
|-----|----------|--------|------|-------------|-----|-----|----------|--------------------------|---------|
| 15W | 120/230V | 1200Lm | 120° | RGB+CCT/CCT | >80 | A+ | IP20 | 300x600x10mm | 25,000H |
| 24W | 120/230V | 1920Lm | 120° | RGB+CCT/CCT | >80 | A+ | IP20 | 300x600x10/300x1200x10mm | 25,000H |
| 36W | 120/230V | 2880Lm | 120° | RGB+CCT/CCT | >80 | A+ | IP20 | 300x600x10/300x1200x10mm | 25,000H |

Outdoor Luminaire

SMART FLOODLIGHT

WIFI+PIR
SMART



Built-in Junction Box
Quick Connection Design



140° Detection Angle
10M Sensor Distance



Warm and cold
light adjustment



16 million
colors choose



Time
on/off



Smart
control



Voice
control



Color scene
selection



Available for
indoors and outdoors

B43710 - WIFI



IP44



A+
EEL



Ra>80



EARTH



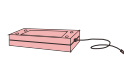
VOLT



LUMENS



BEAM



DRIVER



CCT



PF



FINISH



LxWxH



LIFE

10-20-10W

120/230V

0-1600Lm

120°

Linear

RGB+CW

0.9

White/Black

160x115x60mm

30,000H

Outdoor Luminaire

SMART FLOODLIGHT



Bluetooth 4.0

Phonsmart Control
Floodlight **RGB+CW**



SUPPORT:



Android



IOS



B43790 - WIFI

B43786 - BLUETOOTH



IP65



EEL



Ra>80



EARTH

| | VOLT | LUMENS | BEAM | DRIVER | CCT | PF | FINISH | LxWxH | LIFE |
|-----|----------|----------|------|--------|--------|-----|-------------|--------------|---------|
| 14W | 120/230V | 0-1120Lm | 120° | Linear | RGB+CW | 0.9 | White/Black | 160x115x60mm | 30,000H |
| 24W | 120/230V | 0-1920Lm | 120° | Linear | RGB+CW | 0.9 | White/Black | 208x147x40mm | 30,000H |
| 45W | 120/230V | 0-3600Lm | 120° | Linear | RGB+CW | 0.9 | White/Black | 235x170x53mm | 30,000H |

Outdoor Luminaire

SMART FLOODLIGHT



Bluetooth 4.0


Phonsmart Control
Floodlight RGB+CW



10-20W



30-50W



Warm and cold
light adjustment



16 million
colors choose



Time
on/off



Smart
control



Voice
control



Color scene
selection



Available for
indoors and outdoors

B43711 - WIFI

B43712 - BLUETOOTH



IP65



A+
EEL



Ra>80



EARTH



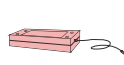
VOLT



LUMENS



BEAM



DRIVER



CCT



PF



FINISH



LxWxH



LIFE

| | VOLT | LUMENS | BEAM | DRIVER | CCT | PF | FINISH | LxWxH | LIFE |
|-----|----------|----------|------|-----------------|--------|-----|-------------|--------------|---------|
| 10W | 120/230V | 0-800Lm | 120° | Linear/Isolated | RGB+CW | 0.9 | White/Black | 160x115x60mm | 30,000H |
| 20W | 120/230V | 0-1600Lm | 120° | Linear/Isolated | RGB+CW | 0.9 | White/Black | 208x147x40mm | 30,000H |
| 30W | 120/230V | 0-2400Lm | 120° | Linear/Isolated | RGB+CW | 0.9 | White/Black | 160x115x60mm | 30,000H |
| 50W | 120/230V | 0-4000Lm | 120° | Linear/Isolated | RGB+CW | 0.9 | White/Black | 208x147x40mm | 30,000H |

Smart

WIFI PLUG & POWER STRIP



Time
On/off



Smart control
with APP



Voice
control




Available for
indoors and outdoors

- Support Amazon Echo and Google Home third-party control.
- Whether the state of the socket network supported by APP is normal or not.
- APP supports device sharing.
- Mobile phone APP remotely controls the switch on and off of the socket.
- Support timing table set time switch socket.
- Support countdown to close the socket.

 **Smart Life app**











 **amazon alexa**
works with

 **Google Assistant**
works with

Smart WIFI PLUG











S01015 - Type C 10A/16A

| |  VOLT |  MAX LOAD |  STANDBY POWER |  SINGNL |  SUITABLE AREA |  MATERIAL |  LxWxH |  LIFE |
|-----|--|--|---|--|---|--|---|--|
| 10A | 100-240V | 10A | <1.5W | 2.4G Wi-fi | EU/RU | ABS+PC | 110x57x55mm | 25,000H |
| 16A | 100-240V | 16A | <1.5W | 2.4G Wi-fi | EU/RU | ABS+PC | 110x57x55mm | 25,000H |











S01020 - Type G 10A/16A

| |  VOLT |  MAX LOAD |  STANDBY POWER |  SINGNL |  SUITABLE AREA |  MATERIAL |  LxWxH |  LIFE |
|-----|--|--|---|--|---|--|---|--|
| 10A | 100-240V | 10A | <1.5W | 2.4G Wi-fi | UK/IE/MY/SG | ABS+PC | 110x57x55mm | 25,000H |
| 16A | 100-240V | 16A | <1.5W | 2.4G Wi-fi | UK/IE/MY/SG | ABS+PC | 110x57x55mm | 25,000H |











S01025 - Type E 10A/16A

| |  VOLT |  MAX LOAD |  STANDBY POWER |  SINGNL |  SUITABLE AREA |  MATERIAL |  LxWxH |  LIFE |
|-----|--|--|---|--|---|--|---|--|
| 10A | 100-240V | 10A | <1.5W | 2.4G Wi-fi | FR/BE/PL/CZ | ABS+PC | 110x57x55mm | 25,000H |
| 16A | 100-240V | 16A | <1.5W | 2.4G Wi-fi | FR/BE/PL/CZ | ABS+PC | 110x57x55mm | 25,000H |











S01030 - Type L 10A/16A

| |  VOLT |  MAX LOAD |  STANDBY POWER |  SINGNL |  SUITABLE AREA |  MATERIAL |  LxWxH |  LIFE |
|-----|--|--|---|--|---|--|---|--|
| 10A | 100-240V | 10A | <1.5W | 2.4G Wi-fi | IT/CL | ABS+PC | 110x57x55mm | 25,000H |
| 16A | 100-240V | 16A | <1.5W | 2.4G Wi-fi | IT/CL | ABS+PC | 110x57x55mm | 25,000H |

Smart WIFI PLUG











S01050 - Type I 10A/16A

| |  VOLT |  MAX LOAD |  STANDBY POWER |  SINGNL |  SUITABLE AREA |  MATERIAL |  LxWxH |  LIFE |
|-----|--|--|---|--|---|--|---|--|
| 10A | 100-240V | 10A | <1.5W | 2.4G Wi-fi | AU/NZ/AR/CM | ABS+PC | 110x57x55mm | 25,000H |
| 16A | 100-240V | 16A | <1.5W | 2.4G Wi-fi | AU/NZ/AR/CM | ABS+PC | 110x57x55mm | 25,000H |











S01035 - Type H 10A/16A

| |  VOLT |  MAX LOAD |  STANDBY POWER |  SINGNL |  SUITABLE AREA |  MATERIAL |  LxWxH |  LIFE |
|-----|--|--|---|--|---|--|---|--|
| 10A | 100-240V | 10A | <1.5W | 2.4G Wi-fi | IL | ABS+PC | 110x57x55mm | 25,000H |
| 16A | 100-240V | 16A | <1.5W | 2.4G Wi-fi | IL | ABS+PC | 110x57x55mm | 25,000H |











S01040 - Type J 10A/16A

| |  VOLT |  MAX LOAD |  STANDBY POWER |  SINGNL |  SUITABLE AREA |  MATERIAL |  LxWxH |  LIFE |
|-----|--|--|---|--|---|--|---|--|
| 10A | 100-240V | 10A | <1.5W | 2.4G Wi-fi | CH/LU | ABS+PC | 110x57x55mm | 25,000H |
| 16A | 100-240V | 16A | <1.5W | 2.4G Wi-fi | CH/LU | ABS+PC | 110x57x55mm | 25,000H |



S01045 - Type D 10A/16A

| |  VOLT |  MAX LOAD |  STANDBY POWER |  SINGNL |  SUITABLE AREA |  MATERIAL |  LxWxH |  LIFE |
|-----|--|--|---|--|---|--|---|--|
| 10A | 100-240V | 10A | <1.5W | 2.4G Wi-fi | IN | ABS+PC | 110x57x55mm | 25,000H |
| 16A | 100-240V | 16A | <1.5W | 2.4G Wi-fi | IN | ABS+PC | 110x57x55mm | 25,000H |

Smart WIFI PLUG



Time On/off



Smart control



Voice control



Share control

Control and meter any electrical appliance that connects to our range of Smart Plugs. Designed with safety and ease-of-use in mind. The smart plug offers an elegant solution to make traditional appliance smart. Our line of Wi-fi plugs covers the entire modern electrical power outlet catalogue with only few exceptions.

S01000 - Type A 10A



VOLT



MAX LOAD



STANDBY POWER



SINGNL



SUITABLE AREA



MATERIAL



DxH



LIFE

| 10A | 100-240V | 10A | <1.5W | 2.4G Wi-fi | US/CA/MX/JP | ABS+PC | 54.5x50mm | 25,000H |
|-----|----------|-----|-------|------------|-------------|--------|-----------|---------|
|-----|----------|-----|-------|------------|-------------|--------|-----------|---------|

S01005 - Type A 10A/16A



VOLT



MAX LOAD



STANDBY POWER



SINGNL



SUITABLE AREA



MATERIAL



LxWxH



LIFE

| 10A | 100-240V | 10A | <1.5W | 2.4G Wi-fi | US/CA/MX/JP | ABS+PC | 110x57x55mm | 25,000H |
|-----|----------|-----|-------|------------|-------------|--------|-------------|---------|
| 16A | 100-240V | 16A | <1.5W | 2.4G Wi-fi | US/CA/MX/JP | ABS+PC | 110x57x55mm | 25,000H |

S01010 - Type N 10A/16A



VOLT



MAX LOAD



STANDBY POWER



SINGNL



SUITABLE AREA



MATERIAL



LxWxH



LIFE

| 10A | 100-240V | 10A | <1.5W | 2.4G Wi-fi | BR/ZA | ABS+PC | 110x57x55mm | 25,000H |
|-----|----------|-----|-------|------------|-------|--------|-------------|---------|
| 16A | 100-240V | 16A | <1.5W | 2.4G Wi-fi | BR/ZA | ABS+PC | 110x57x55mm | 25,000H |

Smart

BLUETOOTH CONTROLLER



- 0-100% Dimming
- Music Sync
- RGB+2700-6500K
16'000'000 Colors
- Customized Group Control
- Color Picking
- MIC Sync
- Timer
- APP Control
- Family Sharing Access

works with amazon alexa | works with Google Assistant | IFTTT



S01100

| | VOLT | MAX LOAD | STANDBY POWER | SINGNL | MATERIAL | ØxH | LIFE |
|-----|----------|----------|---------------|------------|----------|---------|---------|
| 10A | 100-240V | 10A | <1.5W | 2.4G Wi-fi | ABS+PC | 70x24mm | 25,000H |



S01105

| | VOLT | MAX LOAD | STANDBY POWER | SINGNL | MATERIAL | LxWxH | LIFE |
|-----|----------|----------|---------------|------------|----------|------------|---------|
| 10A | 100-240V | 10A | <1.5W | 2.4G Wi-fi | ABS+PC | 53x24x11mm | 25,000H |

Smart


BLUETOOTH MESH SMART TOUCH PANEL

- Suitable System: Android 4.4 / IOS 9.0 or Higher
- Support Language: Chinese English German French
- Control Distance: Visible Distance 30M
- Control 64 Devices at the Same Time
- Working Temperature: -20 to +55 °C




S01110

| VOLT | ACTIVATED CURRENT | STANDBY CURRENT | SINGNL | CHANNEL | MATERIAL | LxW | LIFE |
|------------------------------|-------------------|-----------------|--------------|-----------------|----------|---------|---------|
| DC 3~3.3V (2xAAA Battery) | <22mA | <13μA | BT Mesh 2.4G | 1(Single Color) | FR-ABS | 86x86mm | 25,000H |




S01115

| VOLT | ACTIVATED CURRENT | STANDBY CURRENT | SINGNL | CHANNEL | MATERIAL | LxW | LIFE |
|------------------------------|-------------------|-----------------|--------------|----------|----------|---------|---------|
| DC 3~3.3V (2xAAA Battery) | <22mA | <13μA | BT Mesh 2.4G | 2(WW+CW) | FR-ABS | 86x86mm | 25,000H |



S01120

| VOLT | ACTIVATED CURRENT | STANDBY CURRENT | SINGNL | CHANNEL | MATERIAL | LxW | LIFE |
|------------------------------|-------------------|-----------------|--------------|-----------|----------|---------|---------|
| DC 3~3.3V (2xAAA Battery) | <22mA | <13μA | BT Mesh 2.4G | 4(RGB+WW) | FR-ABS | 86x86mm | 25,000H |



S01125








| VOLT | ACTIVATED CURRENT | STANDBY CURRENT | SINGNL | CHANNEL | MATERIAL | LxW | LIFE |
|------------------------------|-------------------|-----------------|--------------|--------------|----------|---------|---------|
| DC 3~3.3V (2xAAA Battery) | <22mA | <13μA | BT Mesh 2.4G | 5(RGB+WW+CW) | FR-ABS | 86x86mm | 25,000H |

Smart

BLUETOOTH MESH SMART TOUCH PANEL








S01130

|  |  |  |  |  |  |  |
|---|---|---|---|---|---|---|
| VOLT | STANDBY POWER | SINGNL | CHANNEL | MATERIAL | LxW | LIFE |
| 100-240V | <0.1W | BT Mesh 2.4G | 1(Single Color) | FR-ABS | 86x86mm | 25,000H |










S01135

|  |  |  |  |  |  |  |
|---|---|---|---|---|---|---|
| VOLT | STANDBY POWER | SINGNL | CHANNEL | MATERIAL | LxW | LIFE |
| 100-240V | <0.1W | BT Mesh 2.4G | 2(WW+CW) | FR-ABS | 86x86mm | 25,000H |










S01140

|  |  |  |  |  |  |  |
|---|---|---|---|---|---|---|
| VOLT | STANDBY POWER | SINGNL | CHANNEL | MATERIAL | LxW | LIFE |
| 100-240V | <0.1W | BT Mesh 2.4G | 4(RGB+WW) | FR-ABS | 86x86mm | 25,000H |



S01145

|  |  |  |  |  |  |  |
|---|---|---|---|---|---|---|
| VOLT | STANDBY POWER | SINGNL | CHANNEL | MATERIAL | LxW | LIFE |
| 100-240V | <0.1W | BT Mesh 2.4G | 5(RGB+WW+CW) | FR-ABS | 86x86mm | 25,000H |


Smart

BLUETOOTH REMOTE CONTROLLER

- Suitable System: Android 4.4 / IOS 9.0 or Higher
- Support Language: Chinese English German French
- Control Distance: Visible Distance 30M
- Can Control All BT Devices before Adding in APP
- Control 64 Devices at the Same Time
- Working Temperature: -20 to +55 °C



Color Change



Brightness Change



Individual & Sync Control



On/Off

REMOTELY CONTROL



S01150 - 24-KEY

| VOLT | ACTIVATED CURRENT | STANDBY CURRENT | SINGNL | CHANNEL | MATERIAL | LxWxH | LIFE |
|------------------------------|-------------------|-----------------|--------------|-----------|----------|-------------|---------|
| DC 3~3.3V (2xAAA Battery) | <19mA | <2μA | BT Mesh 2.4G | 4(RGB+WW) | FR-ABS | 108x50x15mm | 25,000H |



S01155 - 28-KEY

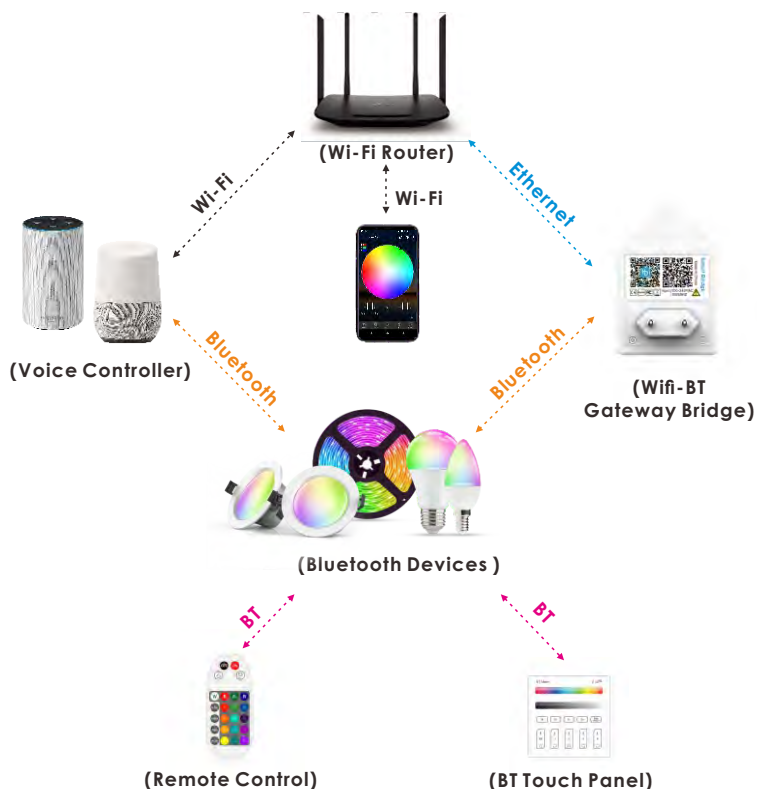
| VOLT | ACTIVATED CURRENT | STANDBY CURRENT | SINGNL | CHANNEL | MATERIAL | LxWxH | LIFE |
|------------------------------|-------------------|-----------------|--------------|--------------|----------|-------------|---------|
| DC 3~3.3V (2xAAA Battery) | <19mA | <2μA | BT Mesh 2.4G | 5(RGB+WW+CW) | FR-ABS | 108x50x15mm | 25,000H |

Smart









SMART GATEWAY BRIDGE



- Control Distance: 50m away from Wifi router & 15m away from the BT device
- Alternative roles BT host and device for both beacon receiver and transmitter
- WiFi BT mesh gateway for BLE
- Scan/broadcast/connection
- Supports multi-modes of wireless
- Communication via WiFi+BT mesh combined.
- Remote control BT mesh device
- Effortless voice control—Amazon Alexa and Google Assistant Compatible
- Memory function











S01160

|  VOLT |  STANDBY POWER |  SINGNL |  SOCKET TYPE |  SUITABLE AREA |  MATERIAL |  LxWxH |  LIFE |
|--|---|--|---|---|--|---|--|
| 100-240V | <1.5W | BT Mesh 2.4G | Type-C | EU/RU | FR-ABS | 84x55x42mm | 25,000H |



S01165

|  VOLT |  STANDBY POWER |  SINGNL |  SOCKET TYPE |  SUITABLE AREA |  MATERIAL |  LxWxH |  LIFE |
|--|---|--|---|---|--|---|--|
| 100-240V | <1.5W | BT Mesh 2.4G | Type-A | US/CA/MX/JP | FR-ABS | 84x55x42mm | 25,000H |

Smart SMART SPOT LIGHT

B67380

IP65

A+
EEL

Ra>80



VOLT

8W

120/230V



LUMENS

500Lm



BEAM

120°



CCT

RGB+CCT



LxWxH

84x71x193mm



LIFE

25,000H



works with
amazon alexa


works with
Google Assistant

IFTTT



Feature

- LED integrated
- White and color light
- Low Volt system - base unit





www.roomlux.com